



ANNUAL STATISTICS 2011

PAPER & BOARD ARE PRESENT IN
YOUR EVERYDAY LIFE, THEY INFORM
YOU AND PROTECT YOUR PRODUCTS
THEY ARE TODAY HIGHLY RECYCLED
AND DEFINITELY CONTRIBUTE TO THE
SUSTAINABLE DEVELOPMENT

Avenue Louise 306 - B 1050 Brussels
Tel +32 (0)2 646 64 50
Fax +32 (0)2 646 82 97
www.cobelpa.be
general@cobelpa.be


COBELPA 2012 ©

Cover picture CEPI ©



ASSOCIATION OF THE BELGIAN PULP
PAPER AND BOARD INDUSTRIES

ANNUAL STATISTICS 2011



AHLSTROM

AHLSTROM MALMEDY S.A.
Non woven
Av. du Pont de Warche, 4960 Malmedy
Tel 080/79 54 11 Fax 080/79 54 16
www.ahlstrom.com



IDEM PAPERS S.A.
Carbonless paper
Place des Déportés 12, 1400 Nivelles
Tel 067/28 12 11 Fax 067/28 16 50

BURGO ARDENNES

BURGO ARDENNES S.A.
Coated woodfree paper
Kraft hardwood bleached pulp
Rue de la Papeterie, 6760 Virton
Tel 063/58 71 11 Fax 063/58 71 19
Route de St Mard 6767 Hamoncourt
Tel 063/58 75 11 Fax 063/58 75 19
www.burgo.it



CATALA S.A.
Corrugated boards
Grand Route 302, 1620 Drogenbos
Tel 02/334 06 11 Fax 02/378 16 35
www.catala.be



LPC Belgium N.V.
Sanitary and household paper
A. Stocletlaan 3, 2570 Duffel
Tel 015/30 06 11 Fax 015/31 39 34
www.kimberly-clark.com



OUDEGEM PAPIER N.V.
Corrugated boards & Compact boards
Oude baan 120, 9200 Dendermonde
Tel 052/26 19 11 Fax 052/21 85 05
www.vpk.be

sappi

SAPPI N.V.
Coated woodfree & woodcontaining paper
Montaigneweg 2, Industriezone 2020
3620 Lanaken
Tel 089/719 719 Fax 089/715 354
www.sappi.com



SCA Hygiene Products S.A.
Sanitary and household paper
Rue de la Papeterie 2, 4801 Stembert
Tel 087/30 66 11 Fax 087/33 94 24
www.sca.com

St-Léonard

ST LEONARD N.V.
Compact boards multi-purposes & binding
Vaucampsplaan 82-84, 1654 Huizingen
Tel 02/356 57 89 Fax 02/361 05 64



STORA ENSO
STORA ENSO Langerbrugge N.V.
Newsprint & Uncoated magazine
Wondelgemkaai 200, 9000 Gent
Tel 09/257 72 11 Fax 09/257 72 00
www.storaenso.com

Woodpulp

'000 tons 90%	Production	Integrated	Exports	Domestic deliveries	Imports	Real * consumption
---------------	------------	------------	---------	---------------------	---------	--------------------

TOTAL WOODPULP	503	256	226	15	312	583
-----------------------	------------	------------	------------	-----------	------------	------------

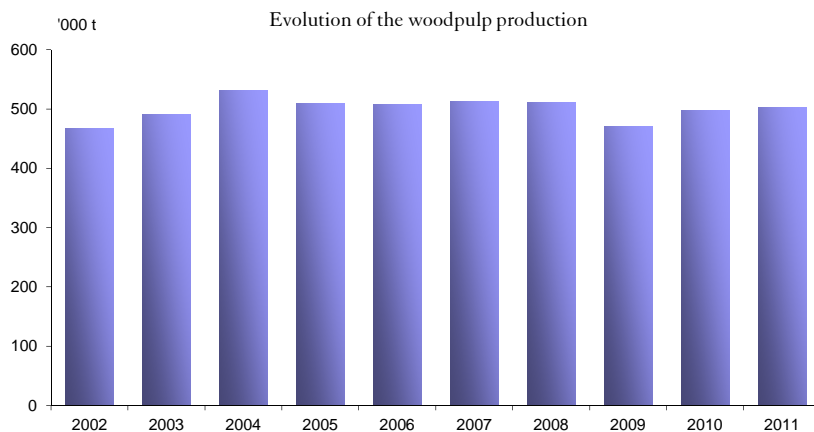
* including consumption of integrated woodpulp

'000 tons 90%	Domestic supply	Imports from					Total imports
		Europe	North America	Latin America	Asia	Other countries	
Mechanical woodpulp incl. TMP & CTMP	0	4	0	0	0	0	4
Chemical woodpulp	15	201	12	87	0	0	301
Other fibres	0	0	0	0	2	0	2
TOTAL WOODPULP	15	205	12	87	2	0	306

(*)

(*)

(*) Revised figures August 2012



Paper & Boards

'000 tons	Production	Domestic deliveries & cessions	Exports	Imports	Apparent consumption
Graphics of which	1.427	192	1.226	1.752	1.954
<i>Woodfree paper</i>	441	44	389	802	854
<i>Woodcontaining paper</i> ⁽¹⁾	986	148	837	950	1.099
Packaging ⁽²⁾	432	156	258	1.247	621 *
<i>% variation previous year</i>	5,62	11,43	4,03	9,39	
Other paper and boards ⁽³⁾	102	98	17	175	260
TOTAL PAPER & BOARDS	1.961	446	1.500	3.174	2.834

The notion of paper & board apparent consumption concerns the non-converted base paper and board

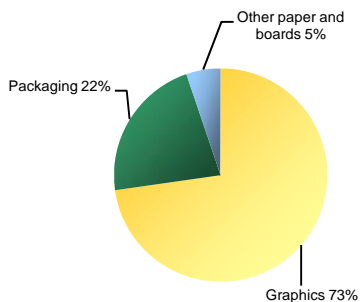
Apparent consumption = production + imports - exports * Adjusted figure source IVCIE

(1) incl. newsprint

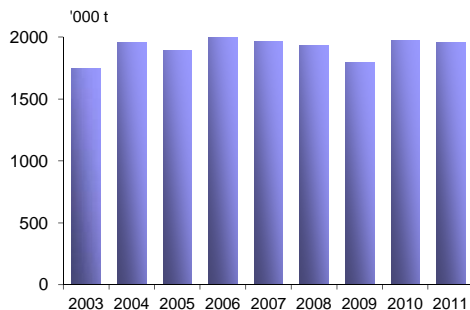
(2) case materials, solid boards and flexible wrappings

(3) technical paper and boards, sanitary grades

Paper & boards production



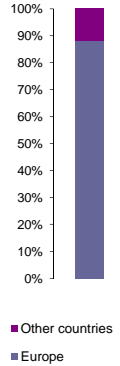
Evolution of the paper and boards production



Paper & Boards Exports

'000 tons

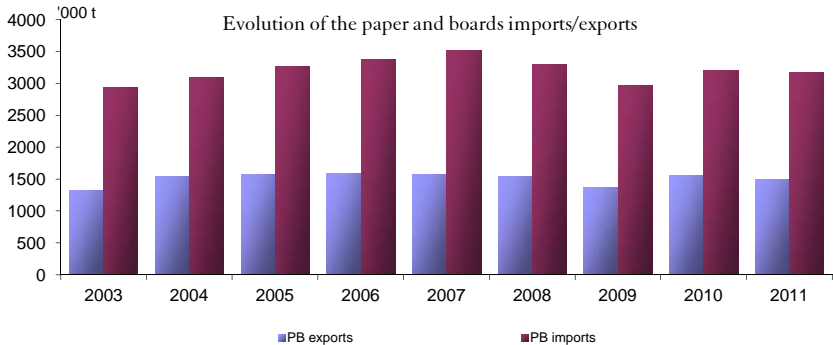
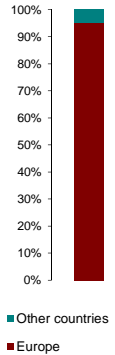
	Exports to					Total exports
	Europe	North America	Latin America	Asia	Other countries	
Graphics of which	1.054	8	52	53	59	1.226
<i>Woodfree paper</i>	365	1	12	5	6	389
<i>Woodcontaining paper</i>	689	7	40	48	53	837
Packaging	256	0	0	0	1	258
Other paper and boards	11	1	0	5	0	17
TOTAL PAPER & BOARDS	1.322	8	52	58	60	1.500



Paper & Boards Imports

'000 tons

	Imports from					Total imports
	Europe	North America	Latin America	Asia	Other countries	
Graphics of which	1.725	13	0	11	4	1.752
<i>Woodfree paper</i>	789	5	0	8	0	802
<i>Woodcontaining paper</i>	936	8	0	3	3	950
Packaging	1.130	59	20	6	32	1.247
Other paper and boards	163	7	0	3	2	175
TOTAL PAPER & BOARDS	3.019	78	20	20	37	3.174



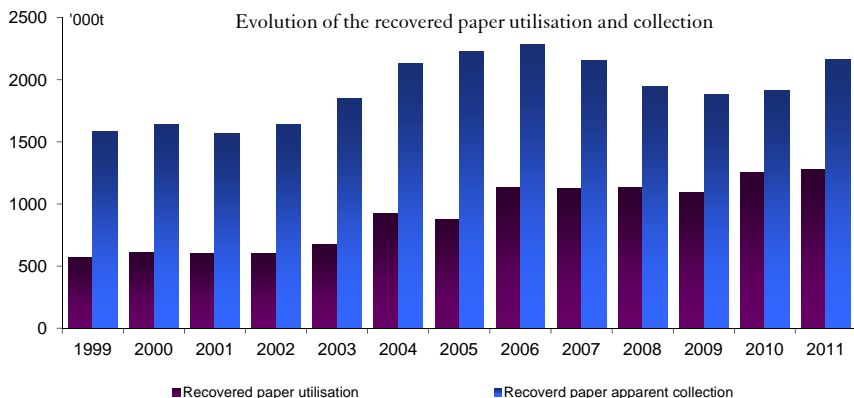
Recovered Paper

'000 tons	Converting waste	Imports	Exports	Collection *	Utilisation
C1 mixed grades	115	330	992	793	131
C2 Corrugated & kraft	43	652	1.054	830	427
C3 Newspaper & magazine	0	439	182	404	661
C4 High grades	5	18	92	132	58
TOTAL RECOVERED PAPER	163	1.438	2.320	2.160	1.278

* Collection = utilisation + exports - imports

'000 tons	2007	2008	2009	2010	2011
Recovered paper utilisation by the national paper & board mills	1.122	1.131	1.091	1.251	1.278
Recovered paper utilisation as a % of paper & board production	57	58	61	63	65
Recovered paper apparent collection	2.156	1.943	1.881	1.911	2.160
Recovered paper collection as a % of paper & board consumption *	(55)	(53)	(56)	69	76
Recovered paper exportations	2.348	2.333	2.426	2.115	2.320
Recovered paper importations	1.314	1.521	1.636	1.455	1.438

* adjusted recycling rate 2010 and 2011

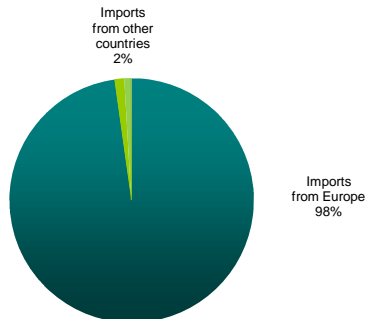
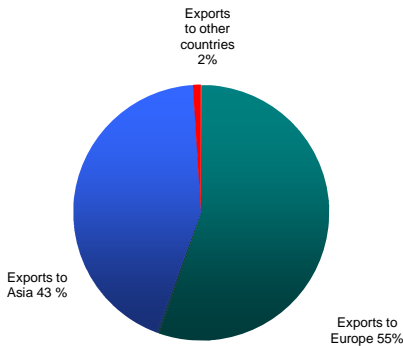


Recovered Paper Exports

'000 tons	<i>Exports to</i>					Total exports
	Europe	North America	Latin America	Asia	Other countries	
C1 mixed grades	906	0	3	82	2	992
C2 Corrugated & kraft	242	0	0	795	17	1.054
C3 Newspaper & magazine	75	0	0	107	0	182
C4 High grades	61	0	5	21	4	92
TOTAL RECOVERED PAPER	1.284	0	8	1.005	23	2.320

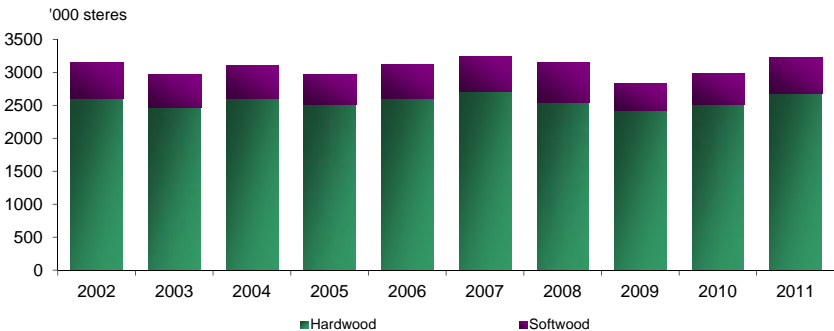
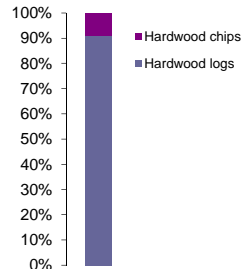
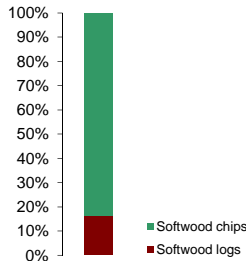
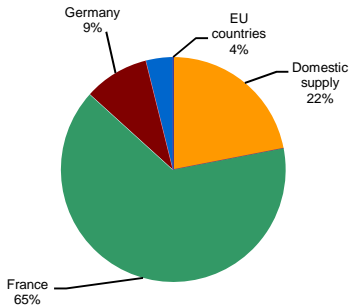
Recovered Paper Imports

'000 tons	<i>Imports from</i>					Total imports
	Europe	North America	Latin America	Asia	Other countries	
C1 mixed grades	314	15	0	1	0	330
C2 Corrugated & kraft	649	2	0	0	0	652
C3 Newspaper & magazine	427	0	12	0	0	439
C4 High grades	15	2	0	0	0	18
TOTAL RECOVERED PAPER	1.406	19	12	1	0	1.438



Wood Consumption

'000 steres	Softwood logs			TOTAL	Hardwood logs		
	Softwood chips				Hardwood chips		
	TOTAL SOFTWOOD				TOTAL HARDWOOD		
Domestic supply	43	210	253	708	455	58	397
France	0	0	0	2088	2088	179	1.909
Germany	24	200	224	303	79	0	79
EU Others	21	41	62	126	64	0	64
Non EU countries	0	0	0	0	0	0	0
TOTAL	88	451	539	3.225	2.686	237	2.449



Non fibrous Consumption

'000 tons	Domestic supply	<i>Imports from</i>					Total imports	Consumption
		Europe	North America	Latin America	Asia	Other countries		
Kaolin	0	20	0	42	0	0	61	62
Calcium carbonatium	135	249	0	0	0	0	249	384
Talc	0	0	0	0	0	1	1	1
Titanium dioxyde	0	0	0	0	0	0	0	0
Other products	4	5	0	0	0	0	5	10
Starch	7	25	0	0	0	0	25	33
TOTAL NON FIBROUS	147	299	0	42	0	1	342	489

