

ANNUAL STATISTICS 2012

PAPER & BOARD ARE PRESENT IN
YOUR EVERYDAY LIFE, THEY INFORM
YOU AND PROTECT YOUR PRODUCTS
THEY ARE TODAY HIGHLY RECYCLED
AND DEFINITELY CONTRIBUTE TO THE
SUSTAINABLE DEVELOPMENT

Avenue Louise 306 - B 1050 Brussels
Tel +32 (0)2 646 64 50
Fax + 32(0)2 646 82 97
www.cobelpa.be
general@cobelpa.be

COBELPA 2013 ©
Cover picture CEPI ©



ANNUAL STATISTICS 2012



ASSOCIATION OF THE BELGIAN PULP
PAPER AND BOARD INDUSTRIES

AHLSTROM

AHLSTROM MALMEDY S.A.
Non woven
Avenue du Pont de Warche, 4960 Malmedy
Tel 080/79 54 11 Fax 080/79 54 16
www.ahlstrom.com

BURGO ARDENNES

BURGO ARDENNES S.A.
Coated woodfree paper
Kraft hardwood bleached pulp
Rue de la Papeterie, 6760 Virton
Tel 063/58 71 11 Fax 063/58 71 19
Route de St Mard 6767 Harnoncourt
Tel 063/58 75 11 Fax 063/58 75 19
www.burgo.it

sappi

The art of adding value

SAPPI N.V.
Coated woodfree & woodcontaining paper
Montaigneweg 2, Industriezone 2020
3620 Lanaken
Tel 089/719 719 Fax 089/715 354
www.sappi.com

SOFIDEL *Benelux*

SOFIDEL BENELUX N.V.
Sanitary and household paper
Adolf Stocletlaan 3, 2570 Duffel
Tel 015/30 06 11 Fax 015/31 39 34
www.sofidel.it

St-Léonard

ST LEONARD N.V.
Compact boards multi-purposes & binding
Vaucampsiaan 82-84, 1654 Huizingen
Tel 02/356 57 89 Fax 02/361 05 64

idempapers specialty papers

IDEM PAPERS S.A.
Carbonless paper
Place des Déportés 12, 1400 Nivelles
Tel 067/28 12 11 Fax 067/28 16 50
www.idempapares.com

Oudegem PAPIER

OUDEGEM PAPIER N.V.
Corrugated boards & Compact boards
Oude baan 120, 9200 Dendermonde
Tel 052/26 19 11 Fax 052/21 85 05
www.vpk.be

SCA Care of Life

SCA Hygiene Products S.A.
Sanitary and household paper
Rue de la Papeterie 2, 4801 Stembert
Tel 087/30 66 11 Fax 087/33 94 24
www.sca.com

retlink storaenso

STORA ENSO Langerbrugge N.V.
Newsprint & Uncoated magazine
Wondelgemkaai 200, 9000 Gent
Tel 09/257 72 11 Fax 09/257 72 00
www.storaenso.com

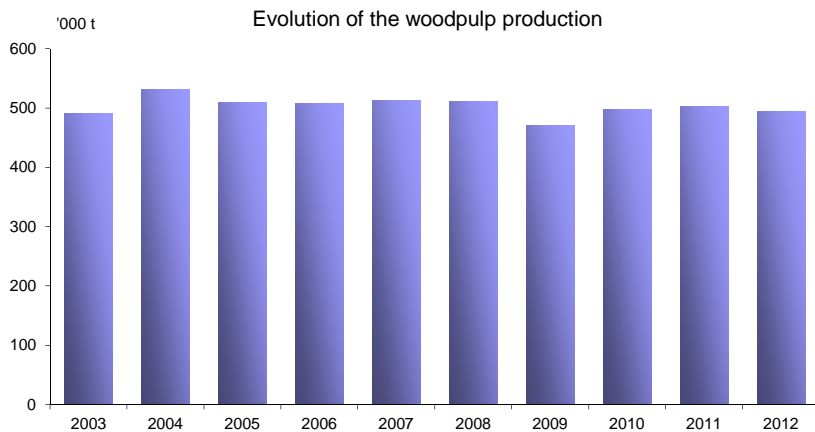
Woodpulp

'000 tons 90%	Production	Integrated	Exports	Domestic deliveries	Imports	Real * consumption
---------------	------------	------------	---------	---------------------	---------	--------------------

TOTAL WOODPULP	495	247	208	18	337	624
-----------------------	------------	------------	------------	-----------	------------	------------

* including consumption of integrated woodpulp

'000 tons 90%	Domestic supply	Imports from					Total imports
		Europe	North America	Latin America	Asia	Other countries	
Mechanical woodpulp incl. TMP & CTMP	0	0	0	0	0	0	0
Chemical woodpulp	17	230	1	103	0	2	336
Other fibres	0	0	0	0	1	0	1
TOTAL WOODPULP	17	230	1	103	1	2	337



Paper & Boards

'000 tons	Production	Domestic deliveries & cessions	Exports	Imports	Apparent consumption
Graphics of which	1.452	163	1.260	1.777	1.969
% variation previous year	1,75	-15,10	2,77	1,43	0,82
<i>Woodfree paper</i>	471	42	405	841	907
% variation previous year	6,80	-4,55	4,11	4,86	6,21
<i>Woodcontaining paper</i> ⁽¹⁾	981	121	855	936	1.063
% variation previous year	-0,51	-18,24	2,15	-1,47	-3,37
Packaging ⁽²⁾	448	140	279	1.257	620 *
% variation previous year	3,70	-10,26	8,14	0,80	-0,16
Other paper and boards ⁽³⁾	108	107	14	172	266
% variation previous year	5,88	9,18	-17,65	-1,71	2,31
TOTAL PAPER & BOARDS	2.008	410	1.553	3.206	2855 *
% variation previous year	2,40	-8,07	3,46	1,01	29,18

The notion of paper & board apparent consumption concerns the non-converted base paper and board

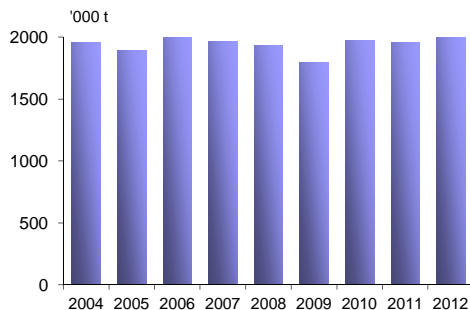
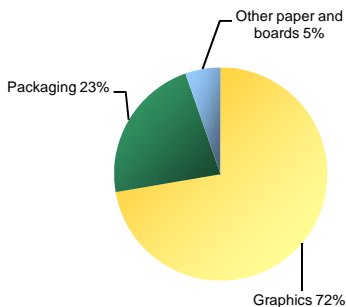
Apparent consumption = production + imports - exports * Adjusted figure from IVCIE

(1) incl. newsprint

(2) case materials, solid boards and flexible wrappings

(3) technical paper and boards, sanitary grades

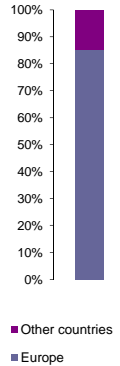
Paper & boards production



Paper & Boards Exports

'000 tons

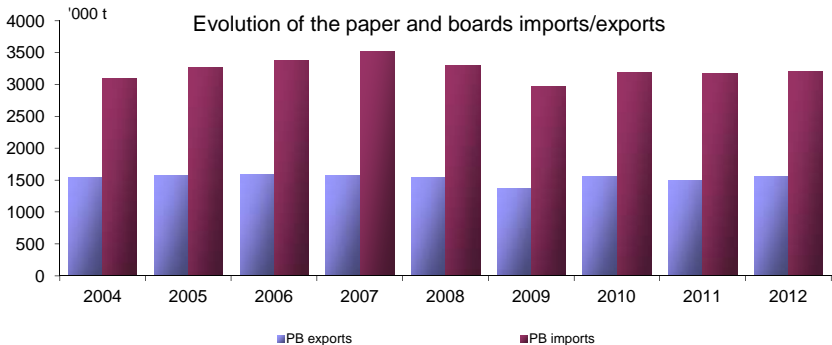
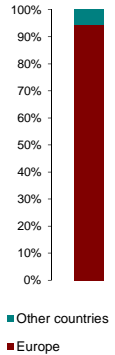
	Exports to					Total exports
	Europe	North America	Latin America	Asia	Other countries	
Graphics of which	1.037	8	59	75	82	1.260
Woodfree paper	373	0	13	8	12	405
Woodcontaining paper	664	8	46	67	70	855
Packaging	278	0	0	0	1	279
Other paper and boards	10	1	0	2	0	14
TOTAL PAPER & BOARDS	1.325	9	59	77	82	1.553



Paper & Boards Imports

'000 tons

	Imports from					Total imports
	Europe	North America	Latin America	Asia	Other countries	
Graphics of which	1.755	11	0	10	0	1.777
Woodfree paper	827	6	0	8	0	841
Woodcontaining paper	928	6	0	2	0	936
Packaging	1.110	42	41	5	58	1.257
Other paper and boards	159	6	0	5	2	172
TOTAL PAPER & BOARDS	3.025	59	42	20	61	3.206



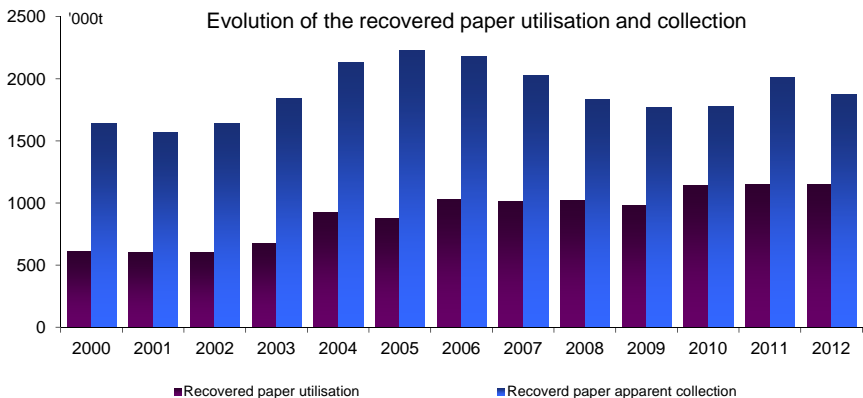
Recovered Paper

'000 tons	Converting waste	Imports	Exports	Apparent collection *	Utilisation
C1 mixed grades	0	402	864	512	50
C2 Corrugated & kraft	0	559	969	825	415
C3 Newspaper & magazine	0	322	114	435	643
C4 High grades	42	9	72	105	42
TOTAL RECOVERED PAPER	42	1.291	2.018	1.877	1.150

* Collection = utilisation + exports - imports

'000 tons	2008	2009	2010	2011	2012	
Recovered paper utilisation by the national paper & board mills	*	*	*	*	1.150	
Recovered paper utilisation as a % of paper & board production	53	55	58	59	57	
Recovered paper apparent collection	*	1.832	1.772	1.775	2.012	1.877
Recovered paper collection as a % of paper & board consumption	*	56	55	64	57	61
Recovered paper exportations	2.333	2.426	2.115	2.320	2.018	
Recovered paper importations	1.521	1.636	1.481	1.460	1.291	

* adjusted figures

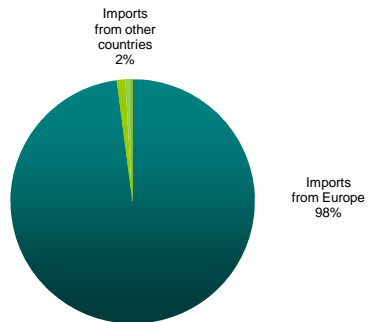
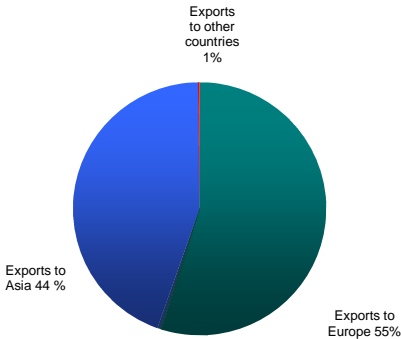


Recovered Paper Exports

'000 tons	<i>Exports to</i>					Total exports
	Europe	North America	Latin America	Asia	Other countries	
C1 mixed grades	769	0	2	92	0	864
C2 Corrugated & kraft	248	0	1	719	1	969
C3 Newspaper & magazine	45	0	0	68	0	114
C4 High grades	45	0	8	17	3	72
TOTAL RECOVERED PAPER	1.108	0	10	896	4	2.018

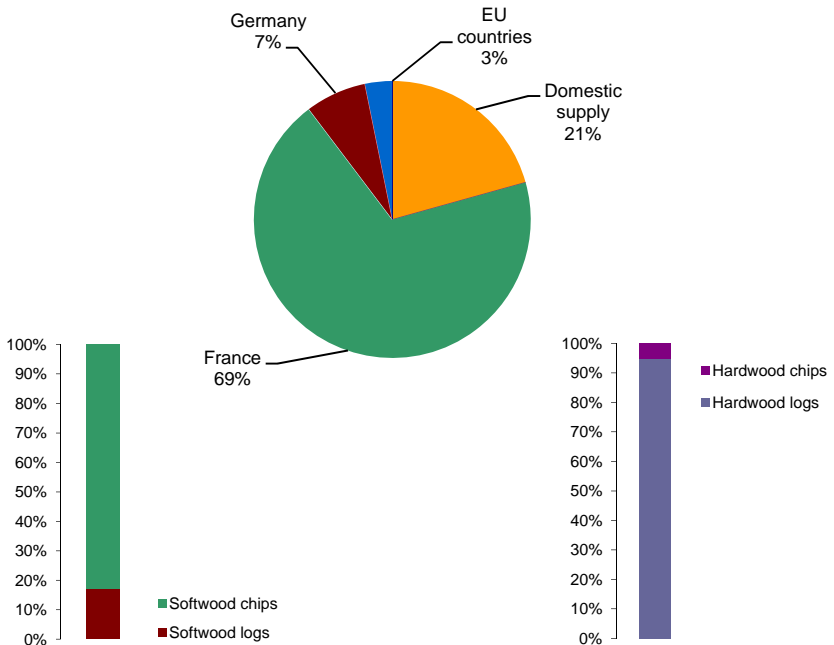
Recovered Paper Imports

'000 tons	<i>Imports from</i>					Total imports
	Europe	North America	Latin America	Asia	Other countries	
C1 mixed grades	385	12	4	0	0	402
C2 Corrugated & kraft	558	1	0	0	0	559
C3 Newspaper & magazine	314	0	8	0	0	322
C4 High grades	7	2	0	0	0	9
TOTAL RECOVERED PAPER	1.264	15	12	0	0	1.291



Wood Consumption

	Softwood logs			TOTAL SOFTWOOD	Hardwood logs		
	Softwood chips				Hardwood chips		
				TOTAL			
Domestic supply	23	109	132	337	205	15	190
France	0	5	5	1.124	1.119	58	1.062
Germany	12	83	95	116	22	0	22
EU Others	7	7	14	51	37	0	37
Non EU countries	0	0	0	0	0	0	0
TOTAL	42	204	246	1.629	1.383	73	1.310



Non fibrous Consumption

'000 tons	Domestic supply	Imports from					Total imports	Consumption
		Europe	North America	Latin America	Asia	Other countries		
Kaolin	13	5	0	38	0	0	43	57
Calcium carbonatium	126	273	0	0	0	0	273	399
Talc	0	0	0	0	0	1	1	1
Titanium dioxyde	0	0	0	0	0	0	0	0
Other products	4	5	0	0	0	0	5	9
Starch	6	23	0	0	0	0	23	29
TOTAL NON FIBROUS	149	306	0	38	0	1	345	494

